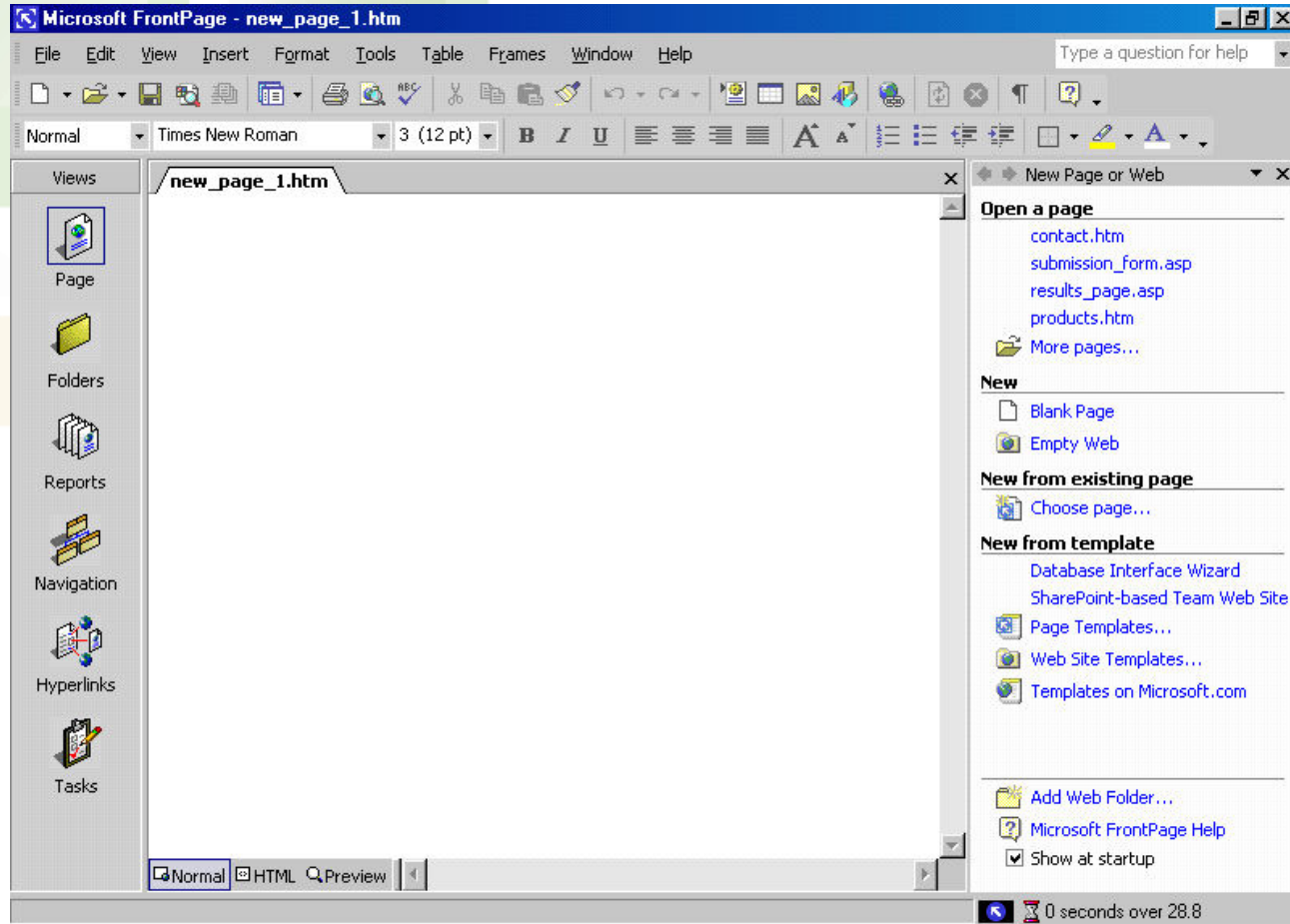


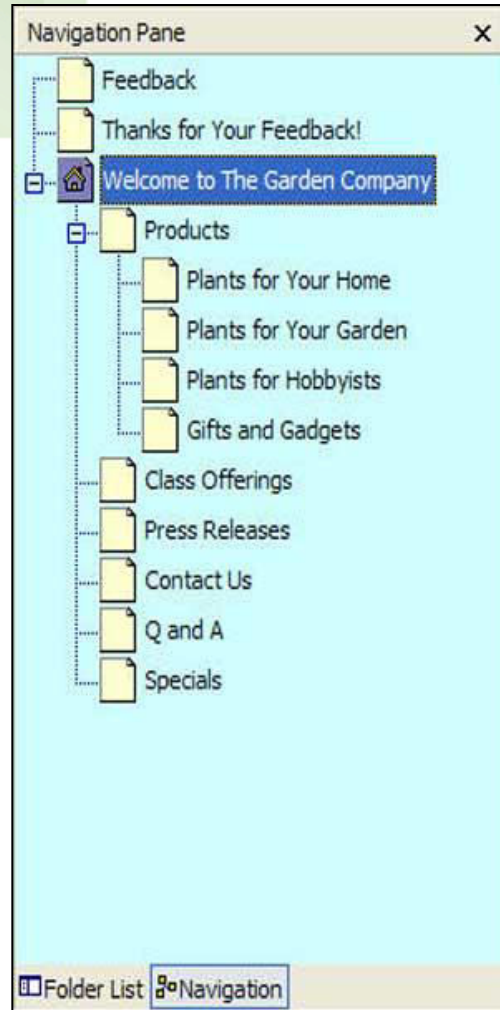
After completing this lesson, you will be able to:

- Open and preview a FrontPage-based Web site.
- Open and preview an individual Web page.
- Look at a Web site from a variety of viewpoints.
- Look “behind the scenes” at the HTML code that does all the work.

Page View Editing Window



Navigation Pane Showing Web Site Structure



Garden Company Home Page



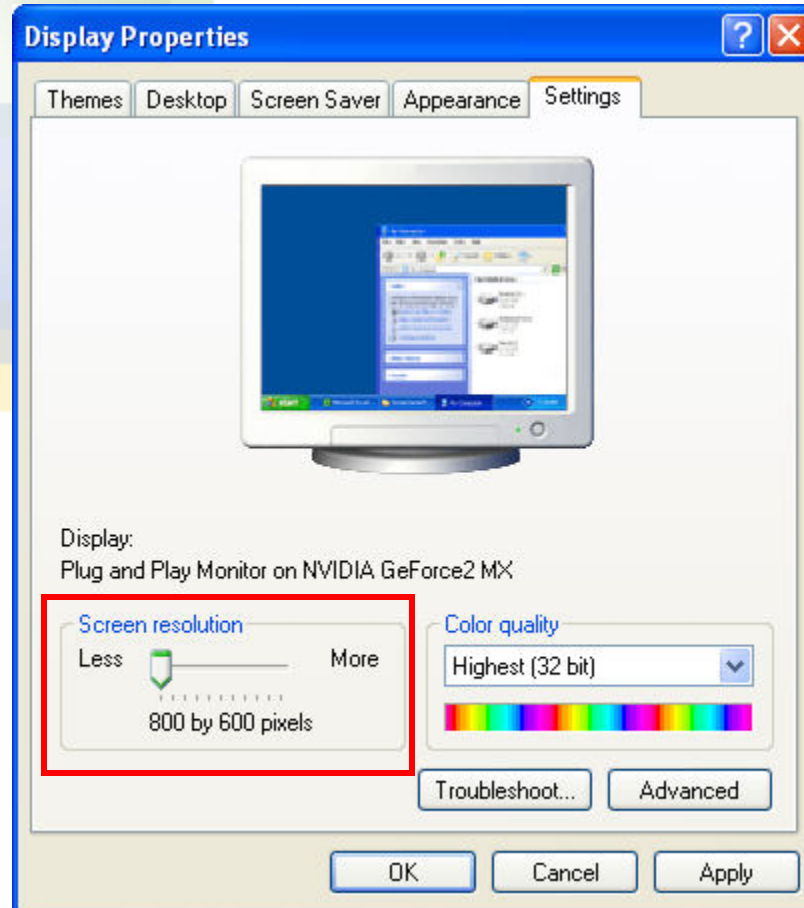
The screenshot shows a Microsoft Internet Explorer browser window. The title bar reads "Welcome to The Garden Company - Microsoft Internet Explorer". The address bar contains the URL "C:\Unlimited Potential\Internet-World Wide Web Practice\Lesson08\GardenCo\index.htm". The main content area features a logo for "The Garden Company" with a red watering can icon. Below the logo is a banner that says "Welcome to The Garden Company". To the left of the main text is a vertical navigation menu with buttons for "Home", "Products", "Class Offerings", "Press Releases", "Contact Us", and "Q and A". The main text area contains the following content:

Welcome to the Garden Company!

We are a quality retail gardening business located in the Pacific Northwest. Our products and services are featured on this Web site. Whether you visit us on the Web or in our store, please feel free to browse, and let us know if you require assistance or have any questions!

The Garden Company sells a variety of indoor and outdoor plants. Our staff boasts a number of Master Gardeners and avid horticulturists who will assist you with the selection of the perfect

Changing Screen Area Settings



Page View Editing Window (1)



Page View Editing Window (2)

contact.htm

Q and A

Specials

Please feel free to contact us via fax or e-mail 24 hours a day, or to call or visit us at our store during our normal business hours:

Monday - Friday	9:00pm - 9:00pm
Saturday	10:00pm - 7:00pm
Sunday	11:00pm - 5:00pm

Questions about our products and services?
E-mail info@GardenCo.msn.com.

Want to join our team? E-mail
jobs@GardenCo.msn.com.

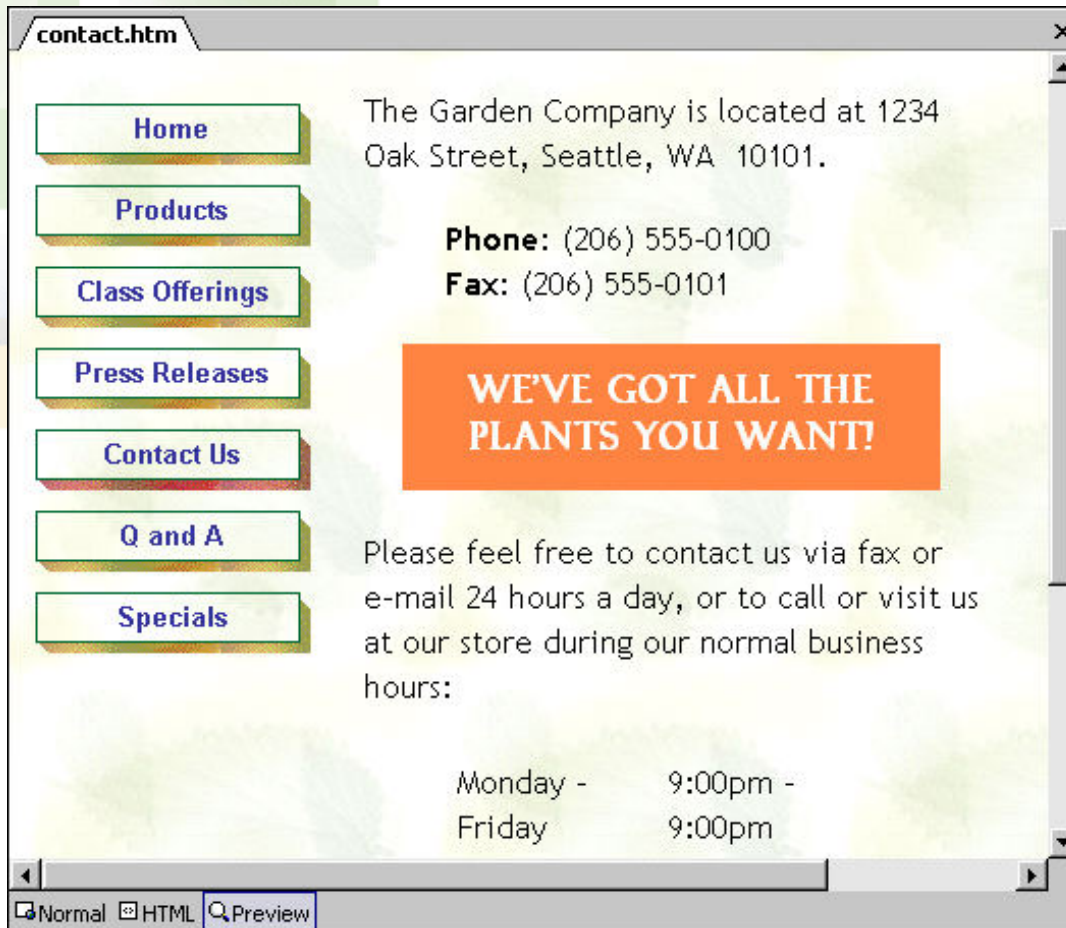
Normal HTML Preview

The next slide will show the HTML codes that were used to create this text and table.

“Under the Hood” with HTML

```
<p>Please feel free to contact us via fax or e-mail 24
hours a day, or to call or visit us at our store during
our normal business hours:</p>
<div align="left">
  <blockquote>
    <table border="0" cellpadding="0" cellspacing="6"
style="border-collapse: collapse" id="AutoNumber1"
height="57">
      <tr>
        <td height="19">Monday - Friday</td>
        <td height="19">9:00pm - 9:00pm</td>
      </tr>
      <tr>
        <td height="19">Saturday</td>
        <td height="19">10:00pm - 7:00pm</td>
      </tr>
      <tr>
        <td height="19">Sunday</td>
        <td height="19">11:00pm - 5:00pm</td>
      </tr>
    </table>
  </blockquote>
</div>
```


Previewing a Web Page



Web Site Views in FrontPage

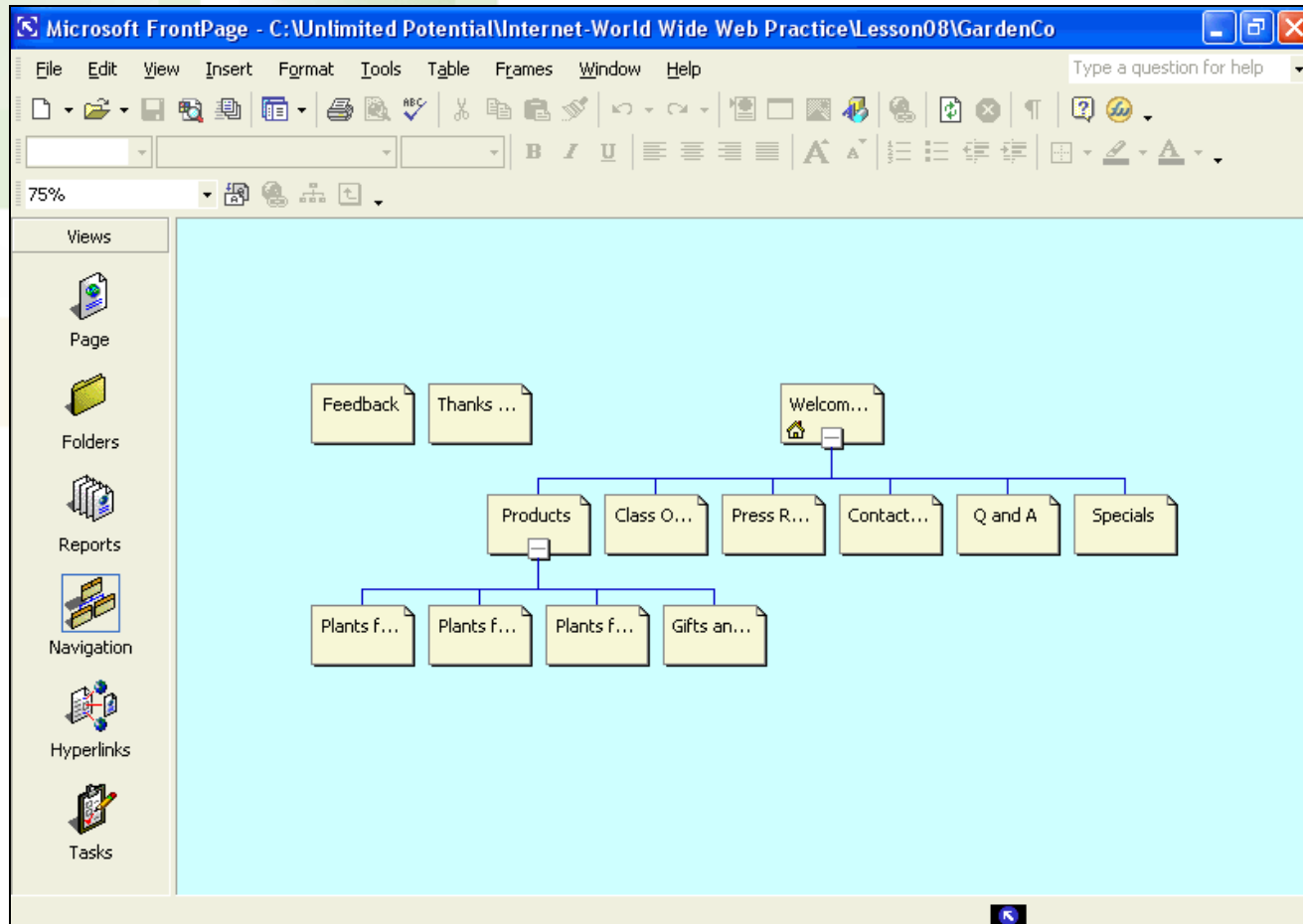
- Page View
- Folders View
- Reports View
- Navigation View
- Hyperlinks View
- Tasks View

Folders View

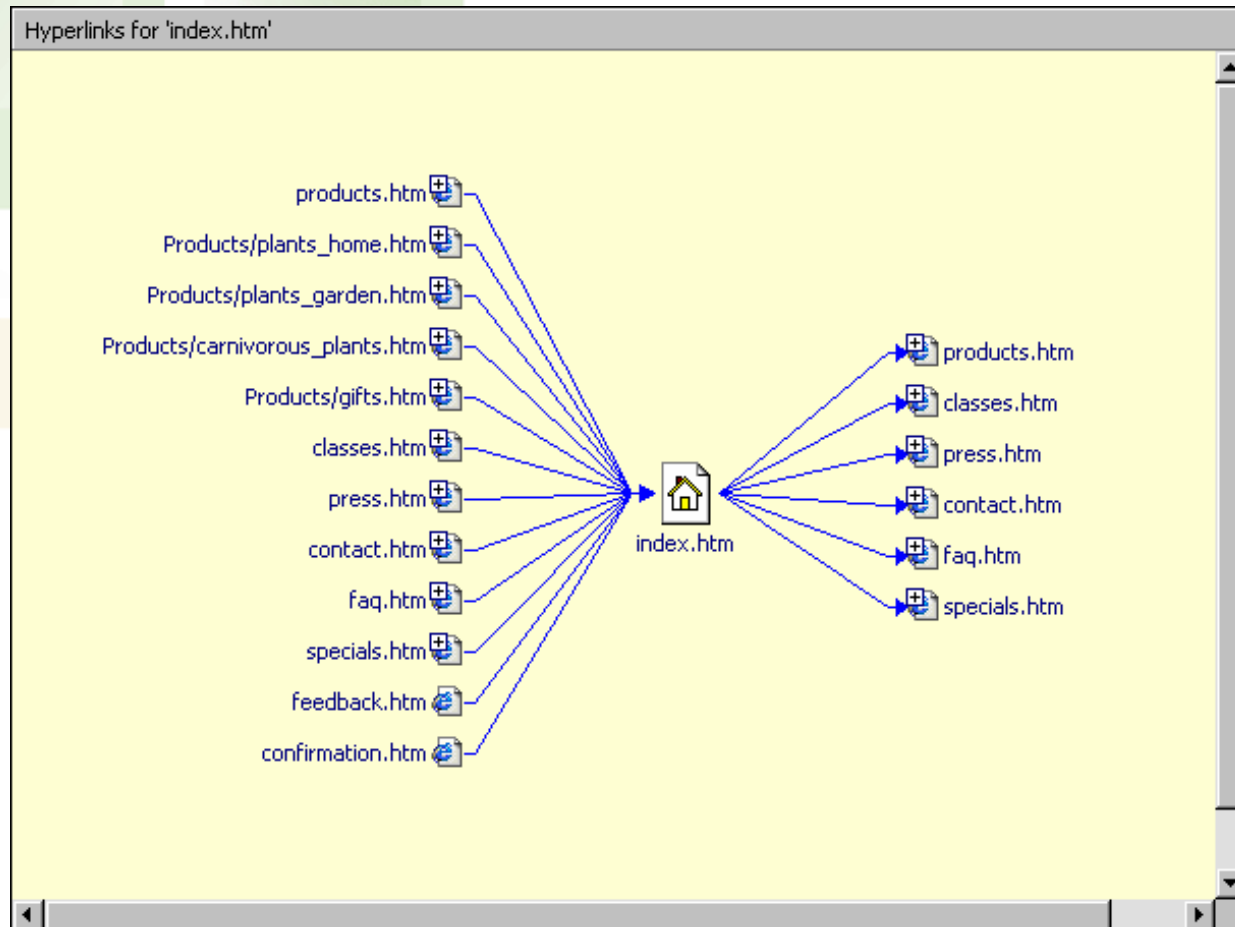
Contents of 'C:\Unlimited Potential\Internet-World Wide Web Practice\Lesson08\GardenCo'

Name	Title	Size	Type	Modified Date
_private				
images				
Products				
classes.htm	Class Offerings	16KB	htm	3/26/2001 9:57 AM
confirmation....	Thanks for Your Feedback!	9KB	htm	3/26/2001 9:57 AM
contact.htm	Contact Us	8KB	htm	3/26/2001 9:57 AM
faq.htm	Q and A	12KB	htm	3/26/2001 9:57 AM
feedback.htm	Feedback	11KB	htm	3/26/2001 9:57 AM
index.htm	Welcome to The Garden C...	8KB	htm	3/26/2001 9:57 AM
monthly_spec...	monthly_specials.htm	1KB	htm	3/15/2001 7:47 AM
press.htm	Press Releases	8KB	htm	3/26/2001 9:57 AM
products.htm	Products	8KB	htm	3/26/2001 9:57 AM
specials.htm	Specials	7KB	htm	3/26/2001 9:57 AM

Navigation View



Hyperlinks View



Task View

Tasks						
Status	Task	Assigned To	Priority	Associated ...	Modified Date	Description
● Not Started	Final Web ...	Chuck Stewart	High		7/11/2003 10:1...	Conduct final check of all files for the G

Commands Available on the Drawing Toolbar

