

After completing this lesson, you will be able to:

- Understand the basics of HTML coding.
- Use HTML tags.
- Plan an HTML site.
- Create a table with HTML.
- Assemble a home page and subpages using HTML.

!DOCTYPE

- CSS and HTML 4.01 standards:

```
<!DOCTYPE HTML PUBLIC "-//W3C//DTD HTML 4.01//EN"  
"http://www.w3.org/TR/html4/strict.dtd">
```

- HTML 4.01 standards and deprecated HTML elements and attributes (most of which concern visual presentation):

```
<!DOCTYPE HTML PUBLIC "-//W3C//DTD HTML 4.01  
Transitional//EN" "http:// www.w3.org/TR/html4/loose.dtd">
```

- HTML 4.01, deprecated HTML elements and attributes, and frames:

```
<!DOCTYPE HTML PUBLIC "-//W3C//DTD HTML 4.01 Frameset//EN"  
"http://www.w3.org/TR/html4/frameset.dtd">
```

HTML Document Information

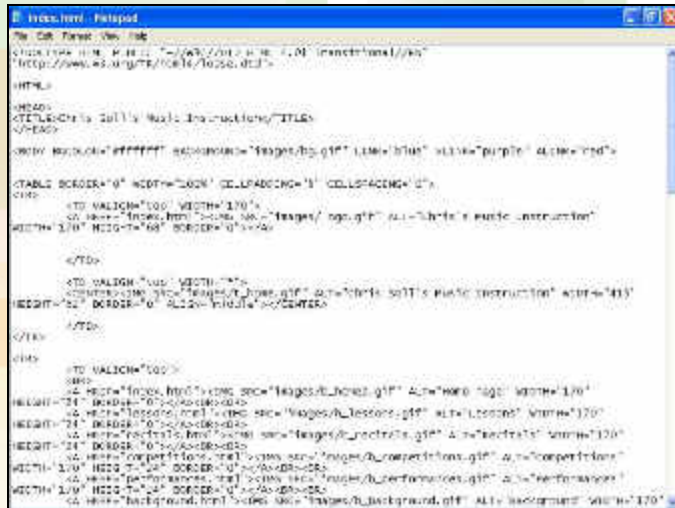
HTML text documents contain:

- **Content** – Text and graphic references
- **HTML commands** – Control how content displays

Opening a Text Editor

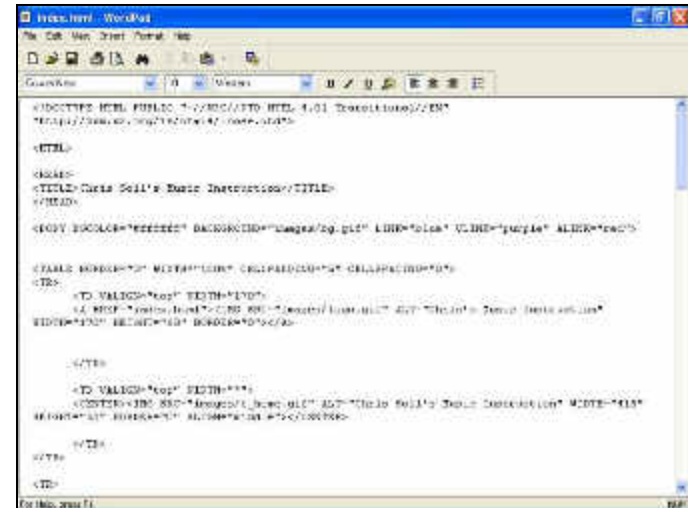
- **Notepad**—Click Start, point to Programs, point to Accessories, and then click Notepad.
- **WordPad**—Click Start, point to Programs, point to Accessories, and then click WordPad.
- **TextEdit**—Double-click the TextEdit icon on the hard disk.

Text Editor Views



```
index.html - Notepad
File Edit Format View Help
http://www.kit.edu/~jacob/1010/1010.html
<html>
<HEAD>
<TITLE>Chris Solt's Basic Instructions/TITLE>
</HEAD>
<BODY bgcolor=#ffffff bgcolor=#pages/bg.gif link=#blue vlink=#purple alink=#red>
<TABLE border="0" width="100%" cellpadding="1" cellspacing="0">
<TR>
<TD align="center" width="170">

</TD>
<TD align="center" width="170">
<img alt="pages/bg_hires.gif" alt="Chris Solt's Basic Instructions" width="170"
height="60" border="0" style="float:right;"/>
</TD>
</TR>
</TABLE>
<BR>
<table border="0" width="100%">
<tr>
<td align="center" width="33%">
<img alt="pages/bg_hires.gif" alt="Hires Logo" width="170"
height="60" border="0" style="float:left;"/>
<td align="center" width="33%">
<img alt="pages/bg_lessons.gif" alt="Lessons" width="170"
height="60" border="0" style="float:left;"/>
<td align="center" width="33%">
<img alt="pages/bg_projects.gif" alt="Projects" width="170"
height="60" border="0" style="float:left;"/>
</tr>
<tr>
<td align="center" width="33%">
<img alt="pages/bg_competitions.gif" alt="Competitions"
width="170" height="60" border="0" style="float:left;"/>
<td align="center" width="33%">
<img alt="pages/bg_performances.gif" alt="Performances"
width="170" height="60" border="0" style="float:left;"/>
<td align="center" width="33%">
<img alt="pages/bg_background.gif" alt="Background" width="170"
height="60" border="0" style="float:left;"/>
</tr>
</table>
```



```
index.html - WordPad
File Edit View Format Help
<DOCTYPE HTML PUBLIC "-//W3C//DTD HTML 4.01 Transitional//EN"
"http://www.w3.org/TR/html4/transition.dtd">
<HTML>
<HEAD>
<TITLE>Chris Solt's Basic Instructions/TITLE>
</HEAD>
<BODY bgcolor=#ffffff bgcolor=#pages/bg.gif link=#blue vlink=#purple alink=#red>
<TABLE border="0" width="100%" cellpadding="1" cellspacing="0">
<TR>
<TD align="center" width="170">

</TD>
<TD align="center" width="170">
<img alt="pages/bg_hires.gif" alt="Chris Solt's Basic Instructions" width="170"
height="60" border="0" style="float:right;"/>
</TD>
</TR>
</TABLE>
<BR>
<table border="0" width="100%">
<tr>
<td align="center" width="33%">
<img alt="pages/bg_hires.gif" alt="Hires Logo" width="170"
height="60" border="0" style="float:left;"/>
<td align="center" width="33%">
<img alt="pages/bg_lessons.gif" alt="Lessons" width="170"
height="60" border="0" style="float:left;"/>
<td align="center" width="33%">
<img alt="pages/bg_projects.gif" alt="Projects" width="170"
height="60" border="0" style="float:left;"/>
</tr>
<tr>
<td align="center" width="33%">
<img alt="pages/bg_competitions.gif" alt="Competitions"
width="170" height="60" border="0" style="float:left;"/>
<td align="center" width="33%">
<img alt="pages/bg_performances.gif" alt="Performances"
width="170" height="60" border="0" style="float:left;"/>
<td align="center" width="33%">
<img alt="pages/bg_background.gif" alt="Background" width="170"
height="60" border="0" style="float:left;"/>
</tr>
</table>
```



```
TextEdit - index.html
File Edit Format Window Help
<DOCTYPE HTML PUBLIC "-//W3C//DTD HTML 4.01 Transitional//EN"
"http://www.w3.org/TR/html4/transition.dtd">
<HTML>
<HEAD>
<TITLE>Chris Solt's Basic Instructions/TITLE>
</HEAD>
<BODY bgcolor=#ffffff bgcolor=#pages/bg.gif link=#blue vlink=#purple alink=#red>
<TABLE border="0" width="100%" cellpadding="1" cellspacing="0">
<TR>
<TD align="center" width="170">

</TD>
<TD align="center" width="170">
<img alt="pages/bg_hires.gif" alt="Chris Solt's Basic Instructions" width="170"
height="60" border="0" style="float:right;"/>
</TD>
</TR>
</TABLE>
<BR>
<table border="0" width="100%">
<tr>
<td align="center" width="33%">
<img alt="pages/bg_hires.gif" alt="Hires Logo" width="170"
height="60" border="0" style="float:left;"/>
<td align="center" width="33%">
<img alt="pages/bg_lessons.gif" alt="Lessons" width="170"
height="60" border="0" style="float:left;"/>
<td align="center" width="33%">
<img alt="pages/bg_projects.gif" alt="Projects" width="170"
height="60" border="0" style="float:left;"/>
</tr>
<tr>
<td align="center" width="33%">
<img alt="pages/bg_competitions.gif" alt="Competitions"
width="170" height="60" border="0" style="float:left;"/>
<td align="center" width="33%">
<img alt="pages/bg_performances.gif" alt="Performances"
width="170" height="60" border="0" style="float:left;"/>
<td align="center" width="33%">
<img alt="pages/bg_background.gif" alt="Background" width="170"
height="60" border="0" style="float:left;"/>
</tr>
</table>
```

HTML Rule #1

HTML tags consist of commands that appear within angle brackets (<>).

`<HTML>`

HTML Rule #2

HTML tags are not case-sensitive.

`<HTML>` `<html>` `<HtMl>`

HTML Rule #3

HTML tags almost always come in pairs.

```
<HTML></HTML>
```


Tag Pairs

<P>Do you want <I>butter flavoring</I> on your
popcorn or do you like it plain?</P>



HTML Rule #4

Nested HTML tags should close in the reverse order in which they open.

<HTML> <P> </P> </HTML>

HTML Rule #5

By default, HTML documents display a single space between text elements.

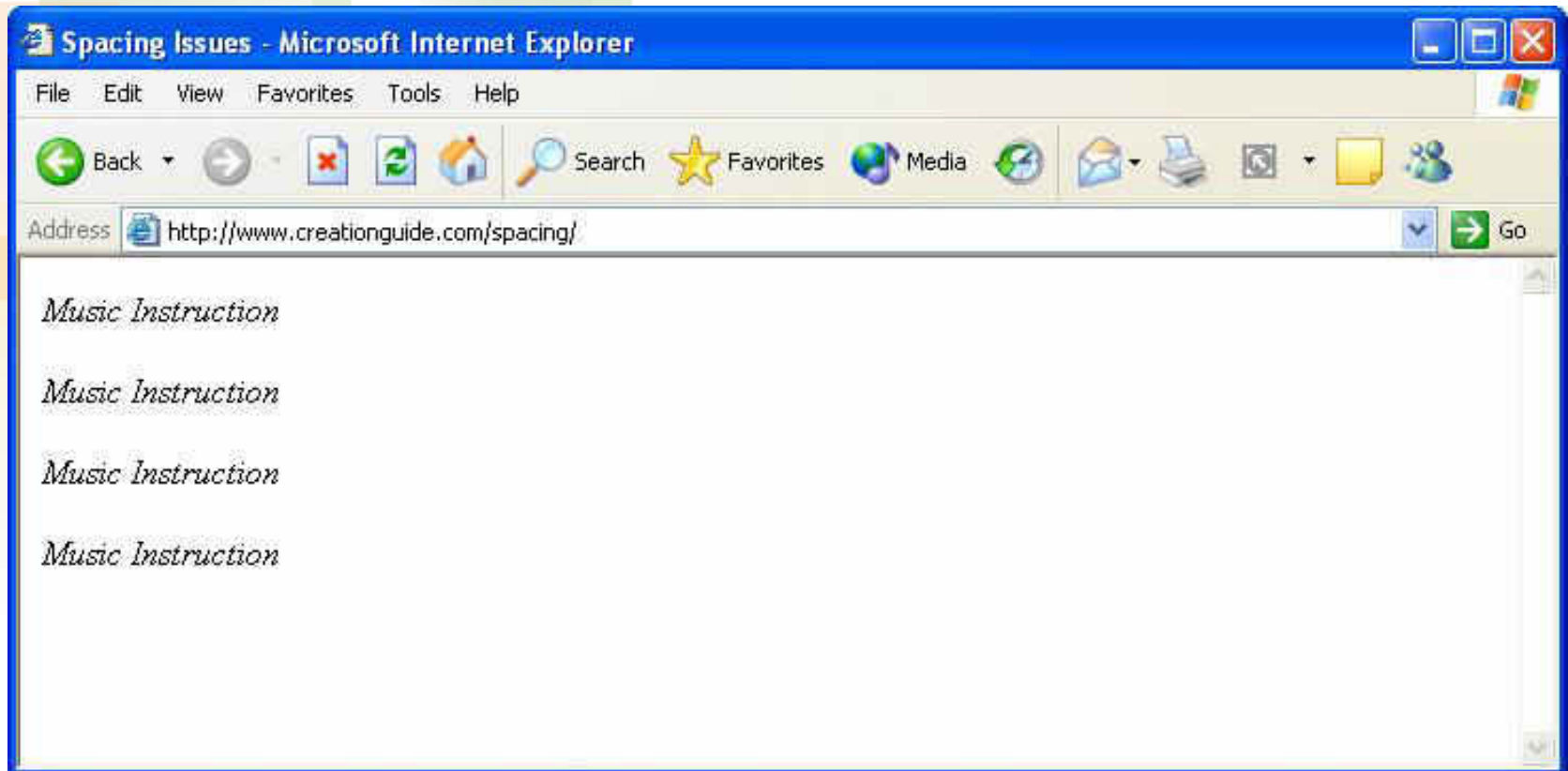
`<I>Music Instruction</I>`

`<I>Music Instruction</I>`

`<I> Music Instruction </I>`

`<I>
Music Instruction
</I>`

HTML Spacing



HTML Rule #6

Some opening HTML tags can contain properties (also called *attributes*) that further refine an HTML tag's instructions.

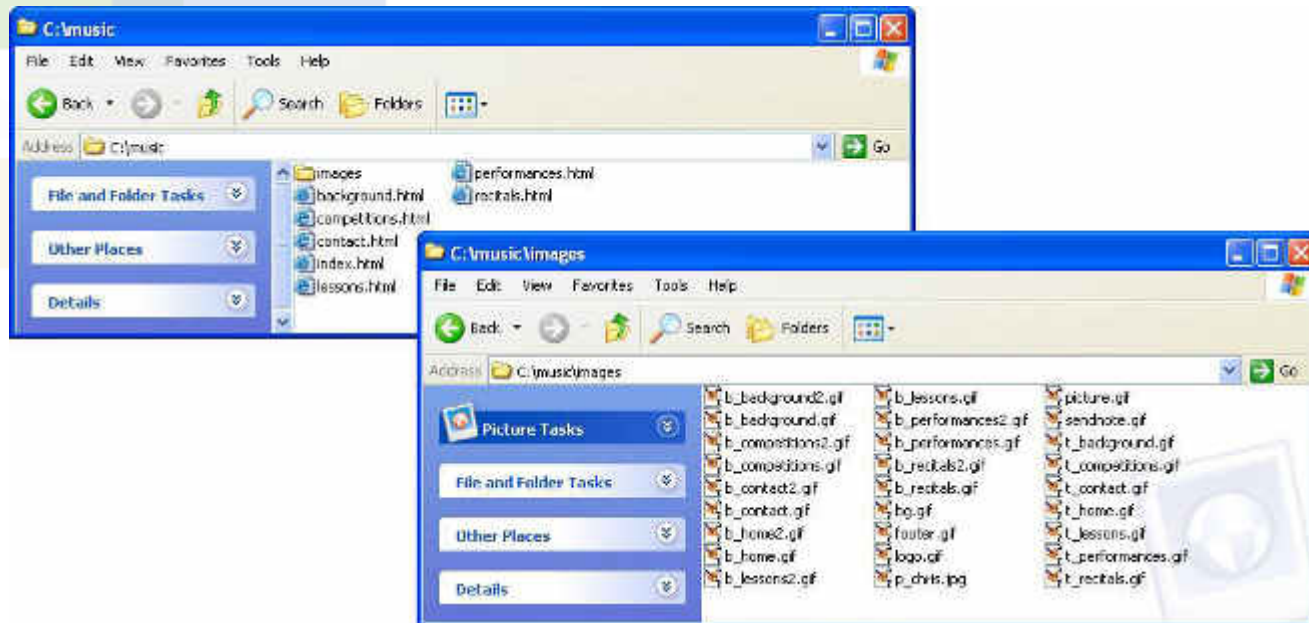
```
<FONT COLOR="green">grass</FONT>
```




HTML Rule #7

Numerous variations exist when it comes to the HTML nesting theme, properties, and use of tag sets.

File Organization



Save, Save, Save!

- Press Ctrl+S
- Click File, and choose Save
- Click  (if available)

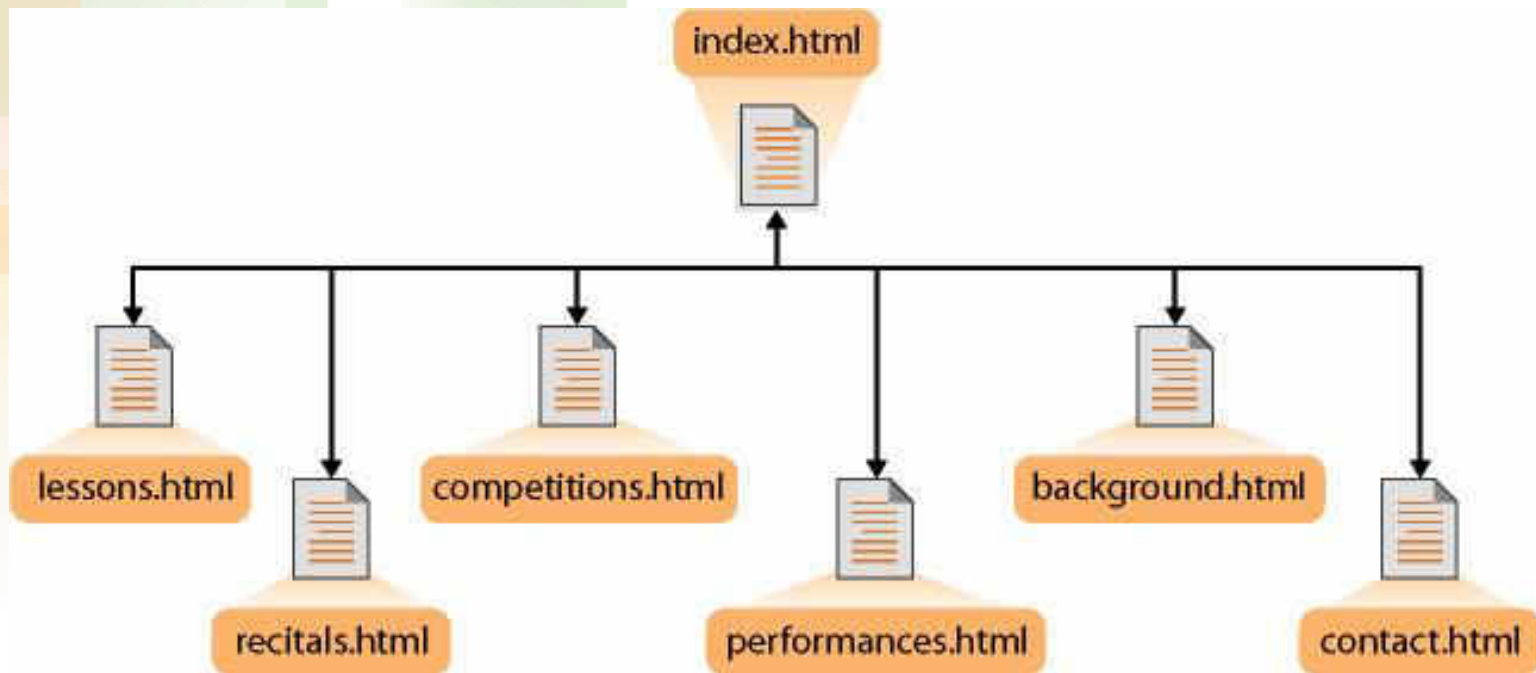
Previewing

- Display the contents of the folder containing the HTML document and double-click the HTML document's icon.
- Open a browser application (such as Internet Explorer), and type in the HTML file's location.
- Open a browser application, open the folder containing the HTML document, and drag the HTML file's icon from its folder into the browser window or the browser's Address bar.

Knowledge

- Understand basic HTML rules.
- Realize that the importance of saving HTML documents and images in designated
- Recognize the importance of saving often.
- Recognize the importance of previewing Web pages throughout the creation process.

Storyboard



Home Page Sketch



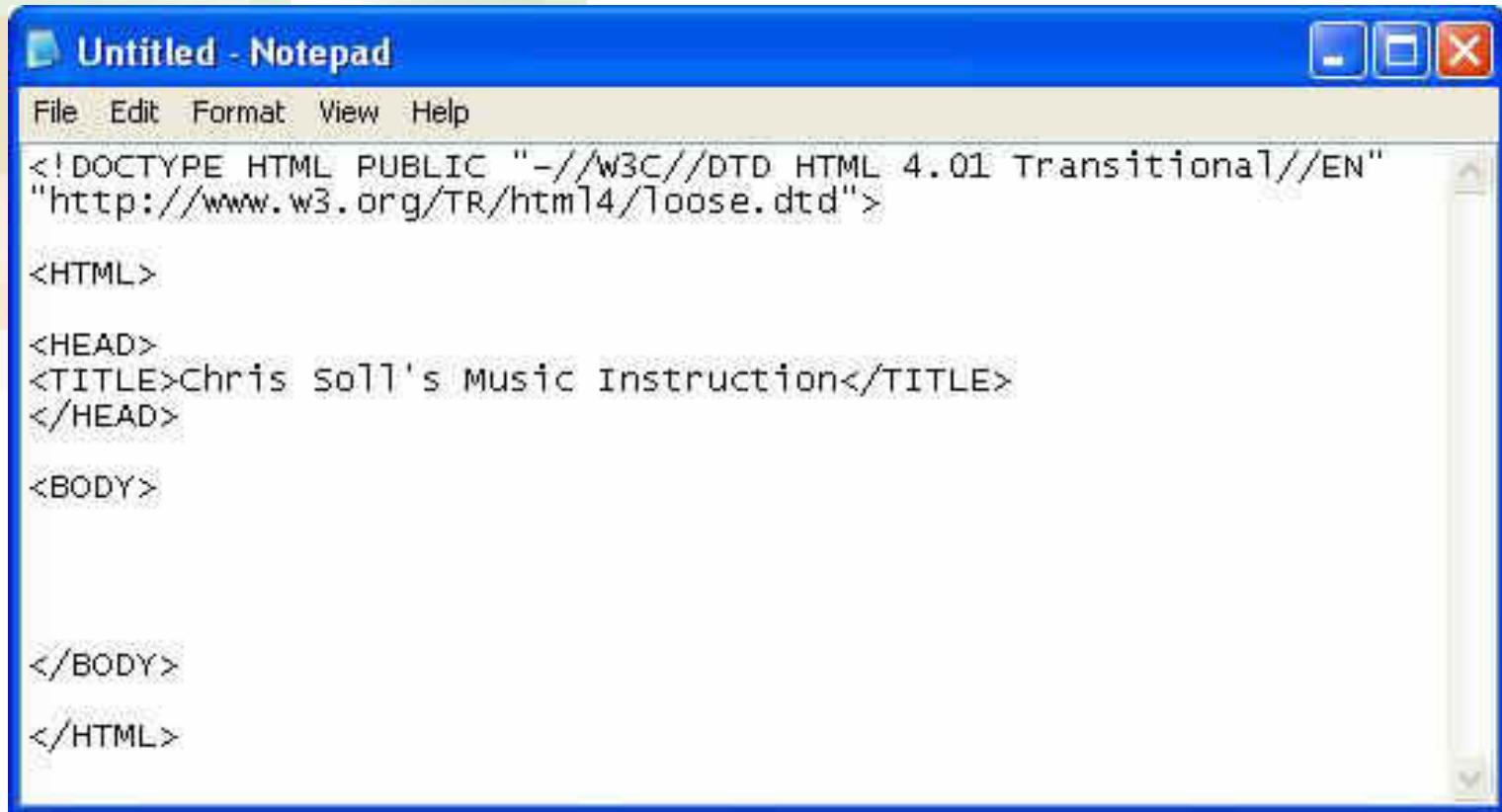
Button Graphics



Title Bar Banner Graphic



Standard HTML Tags

A screenshot of a Notepad window titled "Untitled - Notepad". The window has a blue title bar with standard Windows window controls (minimize, maximize, close). Below the title bar is a menu bar with "File", "Edit", "Format", "View", and "Help". The main text area contains the following HTML code:

```
<!DOCTYPE HTML PUBLIC "-//W3C//DTD HTML 4.01 Transitional//EN"
"http://www.w3.org/TR/html4/loose.dtd">

<HTML>

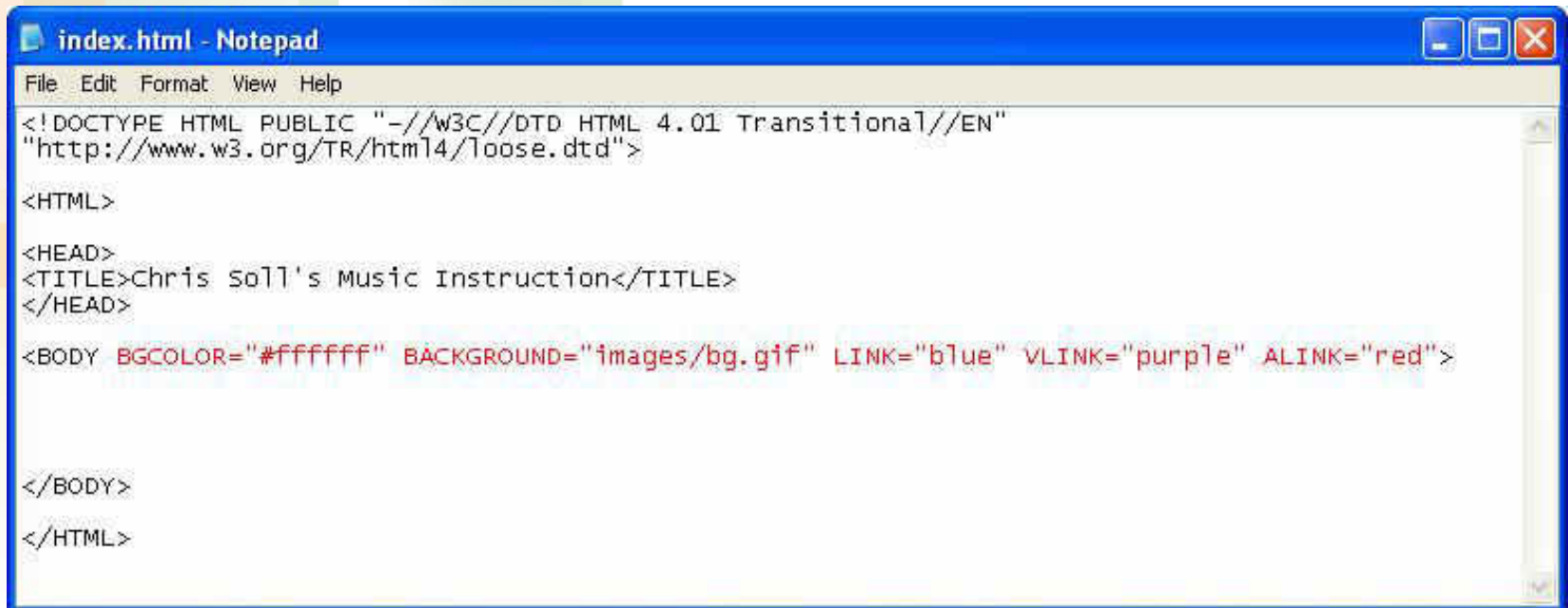
<HEAD>
<TITLE>Chris Soll's Music Instruction</TITLE>
</HEAD>

<BODY>

</BODY>

</HTML>
```

<BODY> Tag Attributes



```
index.html - Notepad
File Edit Format View Help
<!DOCTYPE HTML PUBLIC "-//W3C//DTD HTML 4.01 Transitional//EN"
"http://www.w3.org/TR/html4/loose.dtd">
<HTML>
<HEAD>
<TITLE>Chris soll's Music Instruction</TITLE>
</HEAD>
<BODY BGCOLOR="#ffffff" BACKGROUND="images/bg.gif" LINK="blue" VLINK="purple" ALINK="red">

</BODY>
</HTML>
```


Table Tags

- `<TABLE></TABLE>` delineates the start and end of a table.
- `<TR></TR>` indicates a table row.
- `<TD></TD>` defines the start and end of a cell within a table.

Table Code

```
index.html - Notepad
File Edit Format View Help
<!DOCTYPE HTML PUBLIC "-//W3C//DTD HTML 4.01 Transitional//EN"
"http://www.w3.org/TR/html4/loose.dtd">
<HTML>
<HEAD>
<TITLE>Chris soll's Music Instruction</TITLE>
</HEAD>
<BODY BGCOLOR="#ffffff" BACKGROUND="images/bg.gif" LINK="blue" VLINK="purple" ALINK="red">
<TABLE BORDER="1" WIDTH="100%" CELLPADDING="5" CELLSPACING="0">
<TR>
  <TD VALIGN="top" WIDTH="170">
  </TD>
  <TD VALIGN="top" WIDTH="*">
  </TD>
</TR>
<TR>
  <TD VALIGN="top">
  </TD>
  <TD VALIGN="top">
  </TD>
</TR>
<TR>
  <TD VALIGN="top">
  </TD>
  <TD VALIGN="top">
  </TD>
</TR>
</TABLE>
```

Logo Code

```
index.html - Notepad
File Edit Format View Help
<!DOCTYPE HTML PUBLIC "-//W3C//DTD HTML 4.01 Transitional//EN"
"http://www.w3.org/TR/html4/loose.dtd">
<HTML>
<HEAD>
<TITLE>Chris soll's Music Instruction</TITLE>
</HEAD>
<BODY BGCOLOR="#ffffff" BACKGROUND="images/bg.gif" LINK="blue" VLINK="purple" ALINK="red">
<TABLE BORDER="1" WIDTH="100%" CELLPADDING="5" CELLSPACING="0">
<TR>
  <TD VALIGN="top" WIDTH="170">
    <A HREF="index.html"><IMG SRC="images/logo.gif" ALT="Chris's Music Instruction"
    WIDTH="170" HEIGHT="68" BORDER="0"></A>
  </TD>
  <TD VALIGN="top" WIDTH="*">
  </TD>
</TR>
```

Banner Graphic Code

```
index.html - Notepad
File Edit Format View Help
<!DOCTYPE HTML PUBLIC "-//W3C//DTD HTML 4.01 Transitional//EN"
"http://www.w3.org/TR/html4/loose.dtd">
<HTML>
<HEAD>
<TITLE>Chris Soll's Music Instruction</TITLE>
</HEAD>
<BODY BGCOLOR="#ffffff" BACKGROUND="images/bg.gif" LINK="blue" VLINK="purple" ALINK="red">
<TABLE BORDER="1" WIDTH="100%" CELLPADDING="5" CELLSPACING="0">
<TR>
  <TD VALIGN="top" WIDTH="170">
    <A HREF="index.html"><IMG SRC="images/logo.gif" ALT="Chris's Music Instruction"
    WIDTH="170" HEIGHT="68" BORDER="0"></A>
  </TD>
  <TD VALIGN="top" WIDTH="*">
    <CENTER><IMG SRC="images/t_home.gif" ALT="Chris Soll's Music Instruction" WIDTH="415"
    HEIGHT="62" BORDER="0" ALIGN="middle"></CENTER>
  </TD>
</TR>
<TR>
  <TD VALIGN="top">
  </TD>
  <TD VALIGN="top">
  </TD>
</TR>
<TR>
  <TD VALIGN="top">
  </TD>
  <TD VALIGN="top">
  </TD>
</TR>
<TR>
  <TD VALIGN="top">
  </TD>
  <TD VALIGN="top">
  </TD>
</TR>
```

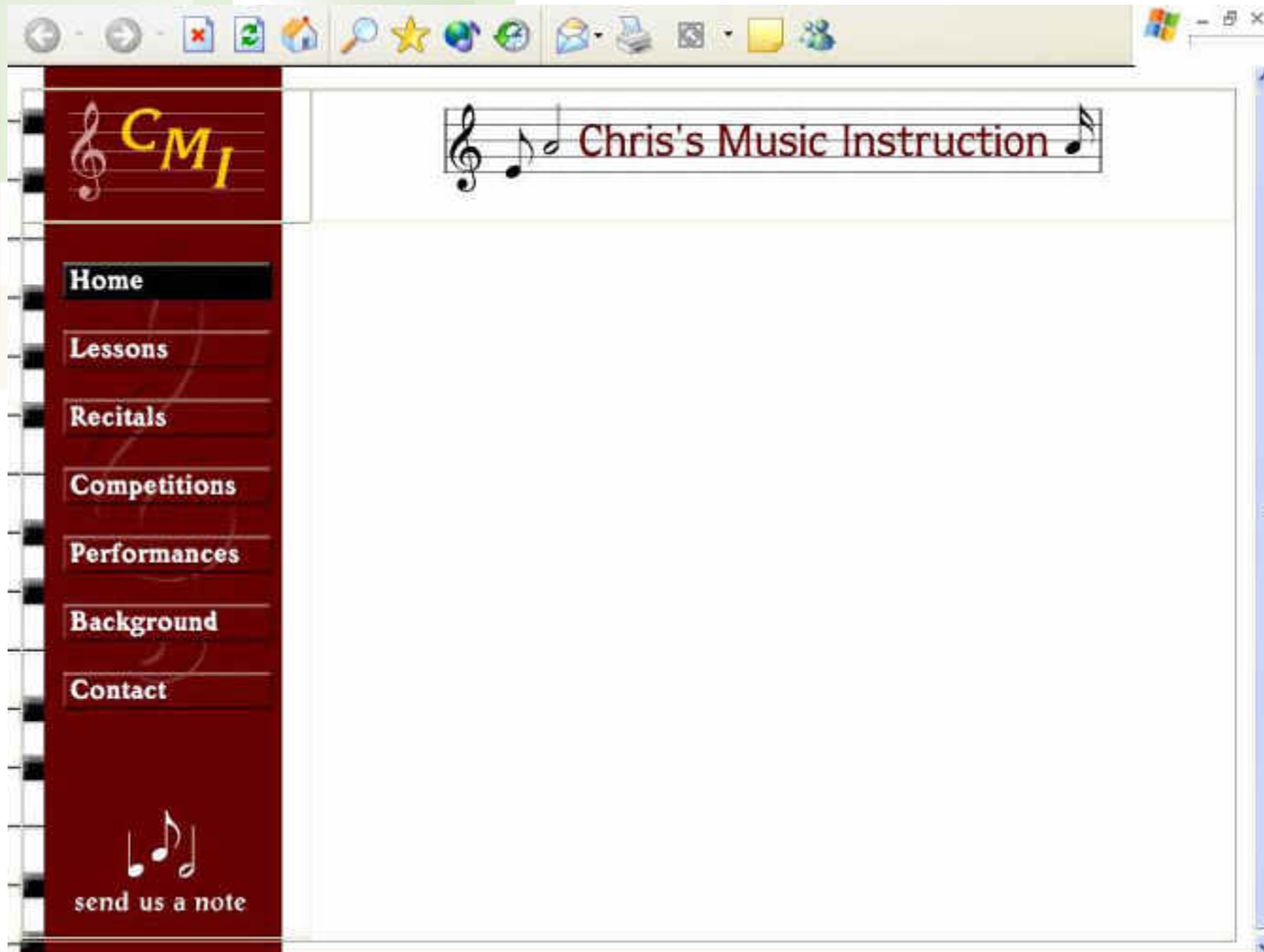
Preview: Table, Logo, Banner



Navigation Bar Code

```
index.html - Notepad
File Edit Format View Help
<TABLE BORDER="1" WIDTH="100%" CELLPADDING="5" CELLSPACING="0">
<TR>
  <TD VALIGN="top" WIDTH="170">
    <A HREF="index.html"><IMG SRC="images/logo.gif" ALT="Chris's Music Instruction"
    WIDTH="170" HEIGHT="68" BORDER="0"></A>
  </TD>
  <TD VALIGN="top" WIDTH="*">
    <CENTER><IMG SRC="images/t_home.gif" ALT="chris soll's Music Instruction" WIDTH="415"
    HEIGHT="62" BORDER="0" ALIGN="middle"></CENTER>
  </TD>
</TR>
<TR>
  <TD VALIGN="top">
    <BR>
    <A HREF="index.html"><IMG SRC="images/b_home2.gif" ALT="Home Page" WIDTH="170"
    HEIGHT="24" BORDER="0"></A><BR><BR>
    <A HREF="lessons.html"><IMG SRC="images/b_lessons.gif" ALT="Lessons" WIDTH="170"
    HEIGHT="24" BORDER="0"></A><BR><BR>
    <A HREF="recitals.html"><IMG SRC="images/b_recitals.gif" ALT="Recitals" WIDTH="170"
    HEIGHT="24" BORDER="0"></A><BR><BR>
    <A HREF="competitions.html"><IMG SRC="images/b_competitions.gif" ALT="Competitions"
    WIDTH="170" HEIGHT="24" BORDER="0"></A><BR><BR>
    <A HREF="performances.html"><IMG SRC="images/b_performances.gif" ALT="Performances"
    WIDTH="170" HEIGHT="24" BORDER="0"></A><BR><BR>
    <A HREF="background.html"><IMG SRC="images/b_background.gif" ALT="Background" WIDTH="170"
    HEIGHT="24" BORDER="0"></A><BR><BR>
    <A HREF="contact.html"><IMG SRC="images/b_contact.gif" ALT="Contact" WIDTH="170"
    HEIGHT="24" BORDER="0"></A><BR><BR><BR><BR>
    <A HREF="mailto:mm@creationguide.com"><IMG SRC="images/sendnote.gif" ALT="E-mail Chris"
    WIDTH="170" HEIGHT="77" BORDER="0"></A>
  </TD>
  <TD VALIGN="top">
  </TD>
</TR>
</TR>
```

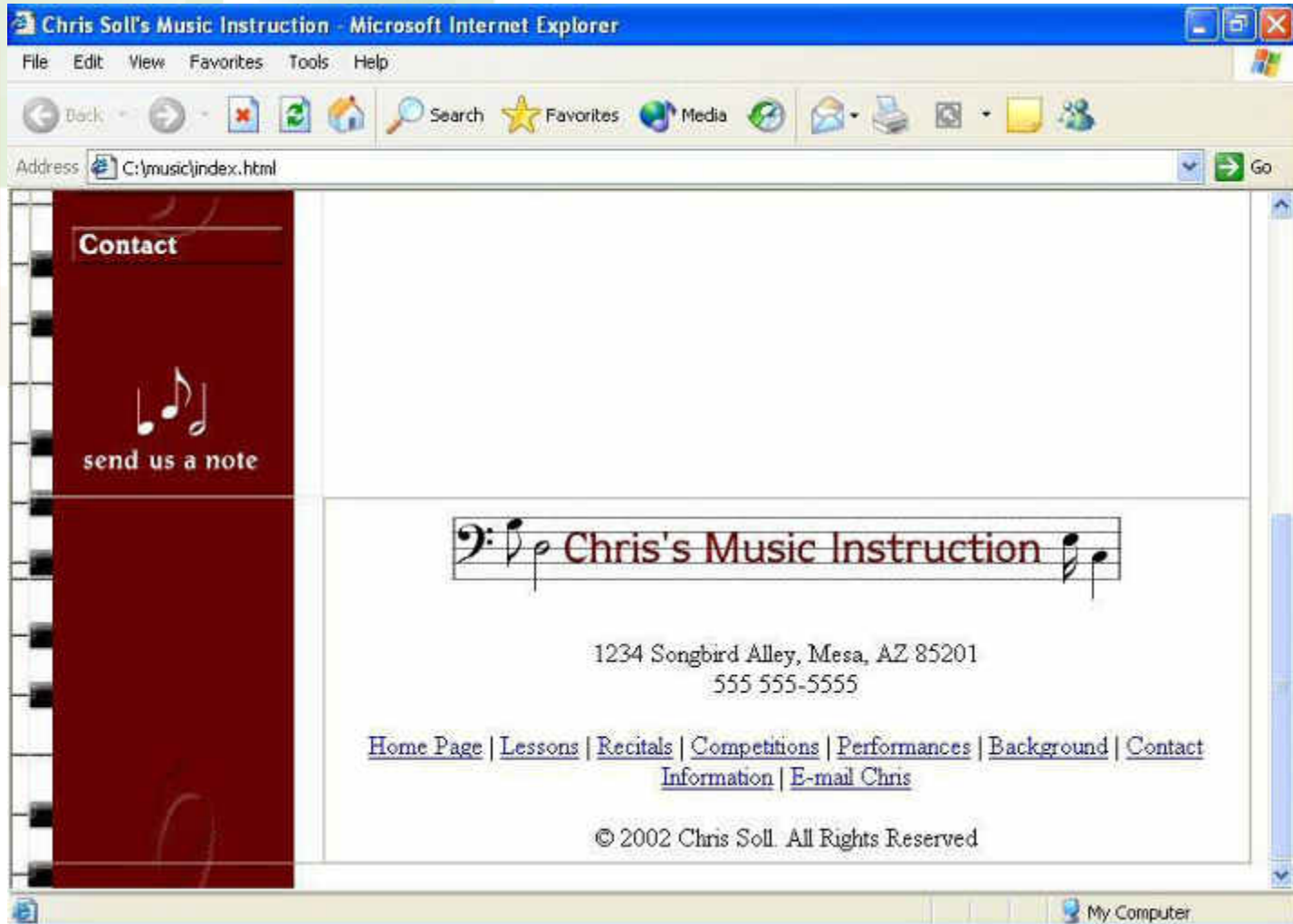

Preview: Navigation Bar



Footer Information

- Graphic
- Address
- Phone number
- Text links that correspond to navigation bar
- Copyright text

Finished Footer



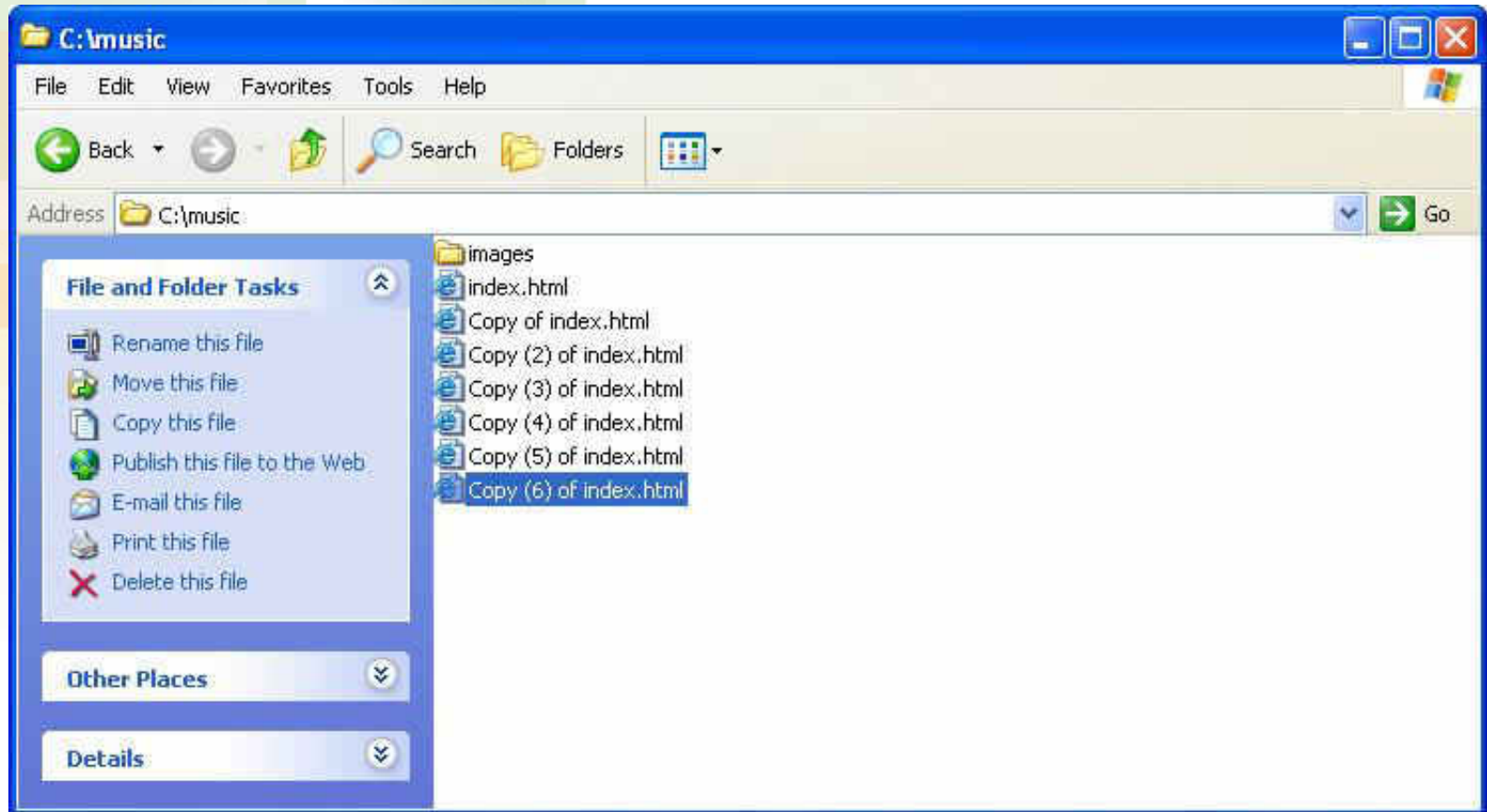
Footer Code

```
index.html - Notepad
File Edit Format View Help
WIDTH="170" HEIGHT="77" BORDER="0"></A>
    </TD>
    <TD VALIGN="top">
    </TD>
</TR>
<TR>
    <TD VALIGN="top">
    </TD>
    <TD VALIGN="top">
    <P ALIGN="CENTER"><IMG SRC="images/footer.gif" ALT="Chris Soll's Music Instruction"
WIDTH="415" HEIGHT="62" BORDER="0" ALIGN="middle"></P>
    <P ALIGN="CENTER">1234 Songbird Alley, Mesa, AZ 85201<BR> 555 555-5555</P>
    <P ALIGN="CENTER">
    <A HREF="index.html">Home Page</A> |
    <A HREF="lessons.html">Lessons</A> |
    <A HREF="recitals.html">Recitals</A> |
    <A HREF="competitions.html">Competitions</A> |
    <A HREF="performances.html">Performances</A> |
    <A HREF="background.html">Background</A> |
    <A HREF="contact.html">Contact Information</A> |
    <A HREF="mailto:mm@creationguide.com">E-mail Chris</A>
    </P>
    <P ALIGN="CENTER">&copy; 2002 Chris Soll. All Rights Reserved</P>
    </TD>
</TR>
</TABLE>
</BODY>
</HTML>
```

Subpages

- [index.html](#)
- [lessons.html](#)
- [recitals.html](#)
- [competitions.html](#)
- [performances.html](#)
- [background.html](#)
- [contact.html](#)

Subpage Files

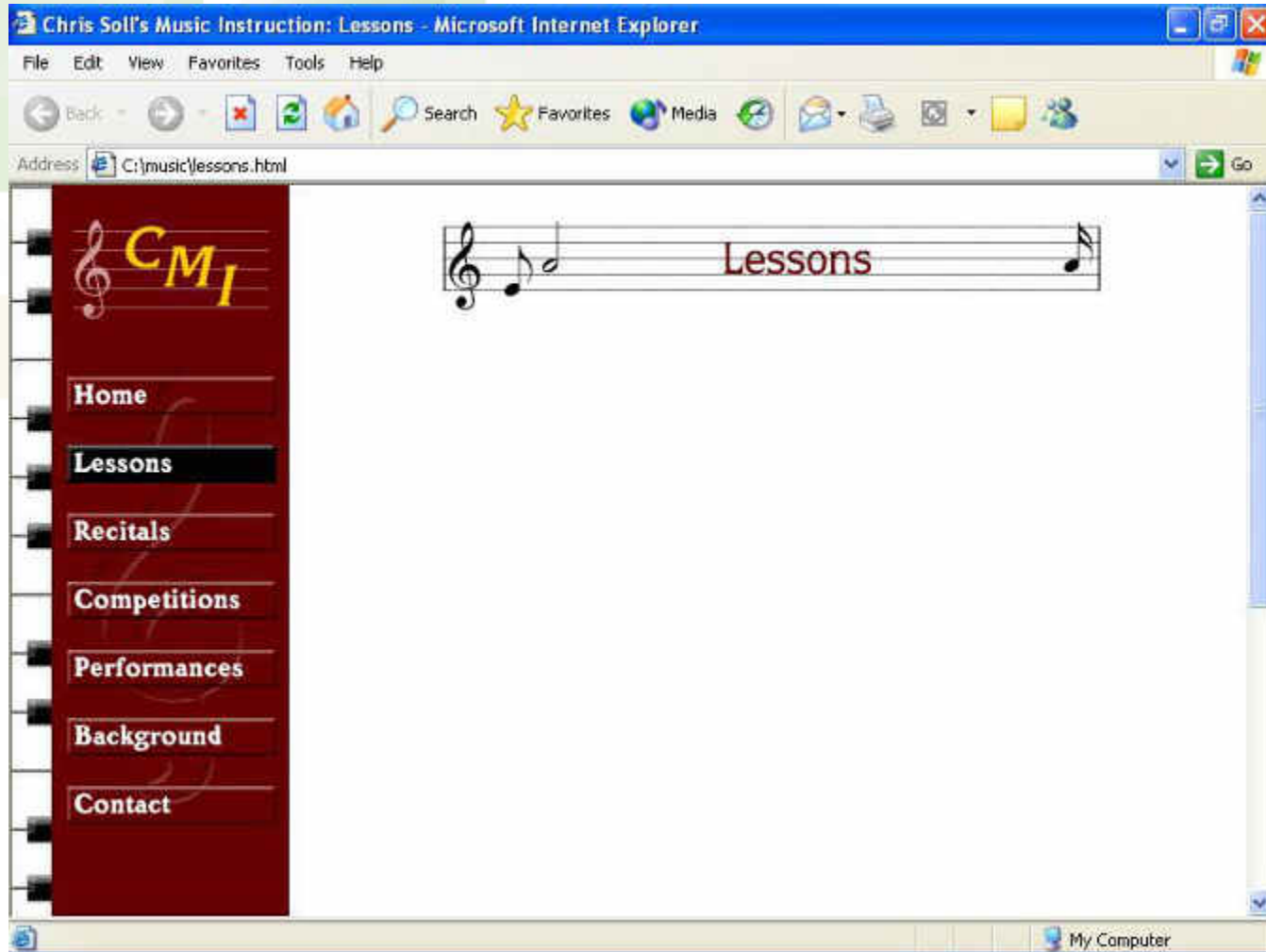


Subpage Code

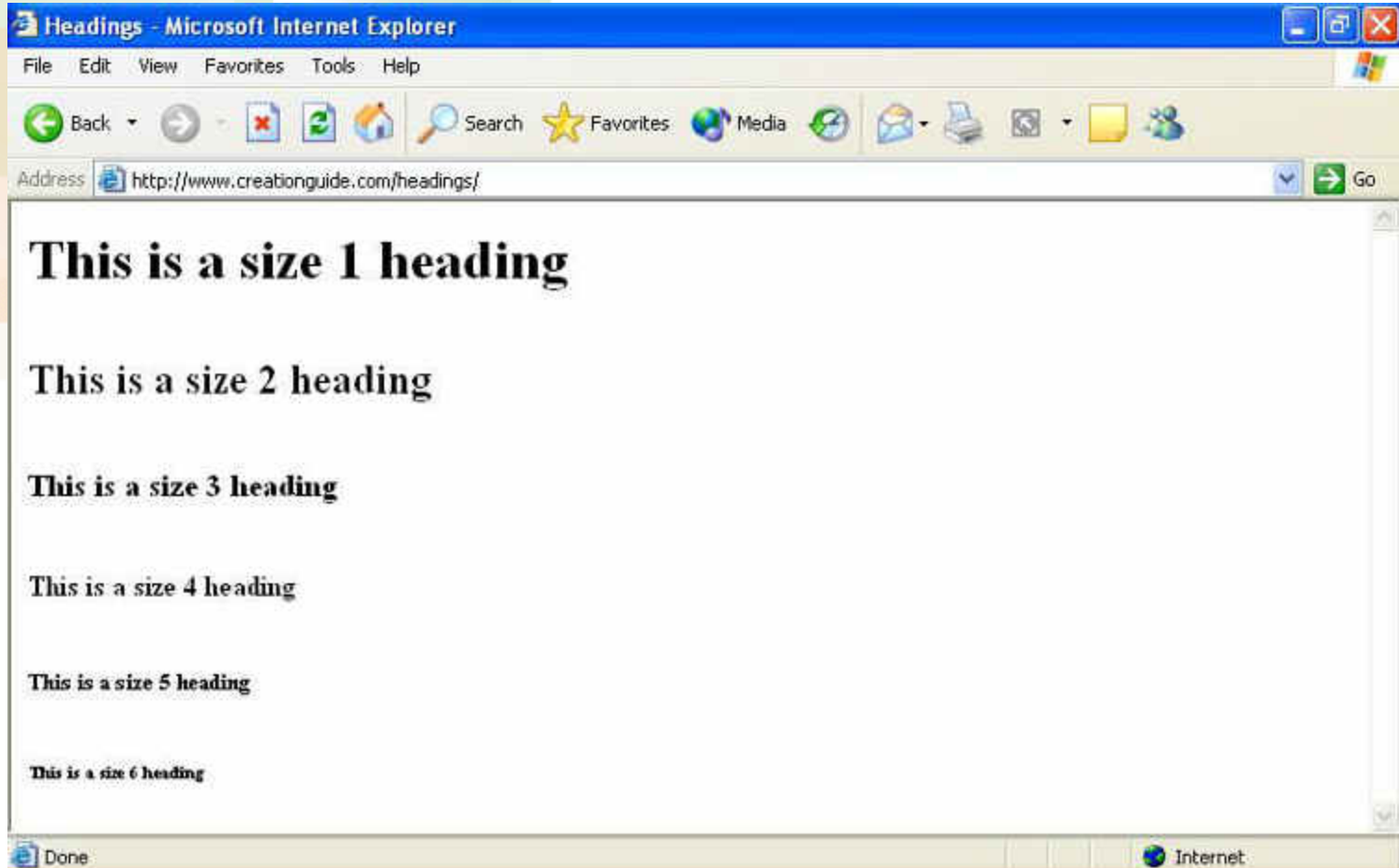
```
lessons.html - Notepad
File Edit Format View Help
<!DOCTYPE HTML PUBLIC "-//W3C//DTD HTML 4.01 Transitional//EN"
"http://www.w3.org/TR/html4/loose.dtd">

<HTML>
<HEAD>
<TITLE>Chris soll's Music Instruction: Lessons</TITLE>
</HEAD>
<BODY BGCOLOR="#ffffff" BACKGROUND="images/bg.gif" LINK="blue" VLINK="purple" ALINK="red">
<TABLE BORDER="0" WIDTH="100%" CELLPADDING="5" CELLSPACING="0">
<TR>
  <TD VALIGN="top" WIDTH="170">
    <A HREF="index.html"><IMG SRC="images/logo.gif" ALT="Chris's Music Instruction"
    WIDTH="170" HEIGHT="68" BORDER="0"></A>
  </TD>
  <TD VALIGN="top" WIDTH="*">
    <CENTER><IMG SRC="images/t_lessons.gif" ALT="Lessons" WIDTH="415" HEIGHT="62" BORDER="0"
    ALIGN="middle"></CENTER>
  </TD>
</TR>
<TR>
  <TD VALIGN="top">
    <BR>
    <A HREF="index.html"><IMG SRC="images/b_home.gif" ALT="Home Page" WIDTH="170" HEIGHT="24"
    BORDER="0"></A><BR><BR>
    <A HREF="lessons.html"><IMG SRC="images/b_lessons2.gif" ALT="Lessons" WIDTH="170"
    HEIGHT="24" BORDER="0"></A><BR><BR>
    <A HREF="recitals.html"><IMG SRC="images/b_recitals.gif" ALT="Recitals" WIDTH="170"
    HEIGHT="24" BORDER="0"></A><BR><BR>
    <A HREF="competitions.html"><IMG SRC="images/b_competitions.gif" ALT="Competitions"
    WIDTH="170" HEIGHT="24" BORDER="0"></A><BR><BR>
    <A HREF="performances.html"><IMG SRC="images/b_performances.gif" ALT="Performances"
    WIDTH="170" HEIGHT="24" BORDER="0"></A><BR><BR>
    <A HREF="background.html"><IMG SRC="images/b_background.gif" ALT="Background" WIDTH="170"
    HEIGHT="24" BORDER="0"></A><BR><BR>
    <A HREF="contact.html"><IMG SRC="images/b_contact.gif" ALT="Contact" WIDTH="170"
    HEIGHT="24" BORDER="0"></A><BR><BR><BR><BR>
  </TD>
</TR>
</TABLE>
```

Navigation Bar Test



Headings



 Tag Attributes

```
index.html - Notepad
File Edit Format View Help
<CENTER><IMG SRC="images/t_home.gif" ALT="Chris Soll's Music Instruction" WIDTH="415"
HEIGHT="62" BORDER="0" ALIGN="middle"></CENTER>
</TD>
</TR>
<TR>
<TD VALIGN="top">
<BR>
<A HREF="index.html"><IMG SRC="images/b_home2.gif" ALT="Home Page" WIDTH="170"
HEIGHT="24" BORDER="0"></A><BR><BR>
<A HREF="lessons.html"><IMG SRC="images/b_lessons.gif" ALT="Lessons" WIDTH="170"
HEIGHT="24" BORDER="0"></A><BR><BR>
<A HREF="recitals.html"><IMG SRC="images/b_recitals.gif" ALT="Recitals" WIDTH="170"
HEIGHT="24" BORDER="0"></A><BR><BR>
<A HREF="competitions.html"><IMG SRC="images/b_competitions.gif" ALT="Competitions"
WIDTH="170" HEIGHT="24" BORDER="0"></A><BR><BR>
<A HREF="performances.html"><IMG SRC="images/b_performances.gif" ALT="Performances"
WIDTH="170" HEIGHT="24" BORDER="0"></A><BR><BR>
<A HREF="background.html"><IMG SRC="images/b_background.gif" ALT="Background" WIDTH="170"
HEIGHT="24" BORDER="0"></A><BR><BR>
<A HREF="contact.html"><IMG SRC="images/b_contact.gif" ALT="Contact" WIDTH="170"
HEIGHT="24" BORDER="0"></A><BR><BR><BR><BR>
<A HREF="mailto:mm@creationguide.com"><IMG SRC="images/sendnote.gif" ALT="E-mail Chris"
WIDTH="170" HEIGHT="77" BORDER="0"></A>
</TD>
<TD VALIGN="top">
<FONT FACE="verdana, arial, sans-serif">
<BR>
<H3>welcome to chris soll's online resource for music instruction and performance
Information!</H3>
</TD>
</TR>
<TR>
<TD VALIGN="top">
</TD>
<TD VALIGN="top">
```


Paragraph Content Code

```
index.html - Notepad
File Edit Format View Help

<A HREF="competitions.html"><IMG SRC="images/b_competitions.gif" ALT="Competitions"
WIDTH="170" HEIGHT="24" BORDER="0"></A><BR><BR>
<A HREF="performances.html"><IMG SRC="images/b_performances.gif" ALT="Performances"
WIDTH="170" HEIGHT="24" BORDER="0"></A><BR><BR>
<A HREF="background.html"><IMG SRC="images/b_background.gif" ALT="Background" WIDTH="170"
HEIGHT="24" BORDER="0"></A><BR><BR>
<A HREF="contact.html"><IMG SRC="images/b_contact.gif" ALT="Contact" WIDTH="170"
HEIGHT="24" BORDER="0"></A><BR><BR><BR><BR>

<A HREF="mailto:mm@creationguide.com"><IMG SRC="images/sendnote.gif" ALT="E-mail Chris"
WIDTH="170" HEIGHT="77" BORDER="0"></A>

</TD>

<TD VALIGN="top">
<FONT FACE="verdana, arial, sans-serif">
<BR>
<H3>welcome to Chris Soll's online Resource for Music Instruction and Performance
Information!</H3>
<P>Meet Chris!</P>
<P>She's an internationally certified senior music instructor who teaches piano and flute
to budding musicians, hobbyists, and professionals.</P>
<P>Chris complements her highly regarded instructional program by regularly performing
throughout the world as well as orchestrating annual student recitals and competitions.</P>
<P>Student testimonials sum up Chris's teaching success best:</P>

</TD>
</TR>
<TR>

<TD VALIGN="top">

</TD>

<TD VALIGN="top">
<P ALIGN="CENTER"><IMG SRC="images/footer.gif" ALT="Chris Soll's Music Instruction"
WIDTH="415" HEIGHT="62" BORDER="0" ALIGN="middle"></P>

<P ALIGN="CENTER">1234 Songbird Alley, Mesa, AZ 85201<BR> 555 555-5555</P>

<P ALIGN="CENTER">
<A HREF="index.html">Home Page</A> |
<A HREF="lessons.html">Lessons</A> |
```

Preview: Content

The screenshot shows a Microsoft Internet Explorer browser window with the title "Chris Soll's Music Instruction - Microsoft Internet Explorer". The address bar shows "C:\music\index.html". The website content includes a navigation menu on the left with links for Home, Lessons, Recitals, Competitions, Performances, Background, and Contact. The main content area features a musical staff with the text "Chris's Music Instruction" and a welcome message: "Welcome to Chris Soll's Online Resource for Music Instruction and Performance Information!". Below this, there is a section titled "Meet Chris!" which describes her as an internationally certified senior music instructor who teaches piano and flute to budding musicians, hobbyists, and professionals. It also mentions that Chris complements her instructional program by regularly performing throughout the world as well as orchestrating annual student recitals and competitions. Finally, it states that student testimonials sum up Chris's teaching success best.

Chris Soll's Music Instruction - Microsoft Internet Explorer

File Edit View Favorites Tools Help

Back Forward Stop Refresh Home Search Favorites Media

Address C:\music\index.html Go

Home

Lessons

Recitals

Competitions

Performances

Background

Contact

Welcome to Chris Soll's Online Resource for Music Instruction and Performance Information!

Meet Chris!

She's an internationally certified senior music instructor who teaches piano and flute to budding musicians, hobbyists, and professionals.

Chris complements her highly regarded instructional program by regularly performing throughout the world as well as orchestrating annual student recitals and competitions.

Student testimonials sum up Chris's teaching success best:

Done My Computer

Block Quote Code

```
index.html - Notepad
File Edit Format View Help
HEIGHT="24" BORDER="0"></A><BR><BR><BR><BR>
    <A HREF="mailto:mm@creationguide.com"><IMG SRC="images/sendnote.gif" ALT="E-mail Chris"
WIDTH="170" HEIGHT="77" BORDER="0"></A>
    </TD>
    <TD VALIGN="top">
    <FONT FACE="verdana, arial, sans-serif">
    <BR>
    <H3>welcome to chris soll's online Resource for Music Instruction and Performance
Information!</H3>
    <P>Meet Chris!</P>
    <P>She's an internationally certified senior music instructor who teaches piano and flute
to budding musicians, hobbyists, and professionals.</P>
    <P>Chris complements her highly regarded instructional program by regularly performing
throughout the world as well as orchestrating annual student recitals and competitions.</P>
    <P>Student testimonials sum up Chris's teaching success best:</P>
    <BLOCKQUOTE><BLOCKQUOTE>
    <FONT COLOR="maroon"><P><I>Chris is by far the best music teacher I've ever had! She
taught me more than I could have learned in a lifetime from Viktor McTonedead, the Royal Music
Instructor!</I></P>
    <P ALIGN="RIGHT"><I>-- Moe Zart</I></P>
    <P><I>Chris soll is the best teacher I had before "the incident" that ended my
professional music career--she's a true master!</I></P>
    <P ALIGN="RIGHT"><I>-- Vincent Vanngo</I></P>
    </FONT>
    </BLOCKQUOTE></BLOCKQUOTE>
    </TD>
</TR>
<TR>
    <TD VALIGN="top">
    </TD>
    <TD VALIGN="top">
    <P ALIGN="CENTER"><IMG SRC="images/footer.gif" ALT="Chris soll's Music Instruction"
```

Preview: Block Quotes

Chris Solfe Music Instruction - Microsoft Internet Explorer

File Edit View Favorites Tools Help

http://www.chris-solfe.com/

Chris's Music Instruction

Welcome to Chris Solfe's Online Resource for Music Instruction and Performance Information!

Meet Chris!

She's an internationally certified senior music instructor who teaches piano and flute to budding musicians, hobbyists, and professionalists.

Chris complements her highly regarded instructional program by regularly performing throughout the world as well as orchestrating annual student recitals and competitions.

Student testimonials sum up Chris's teaching success best:

Chris is by far the best music teacher I've ever had! She taught me more than I could have learned in a lifetime from Victor McToneokey, the Royal Music Instructor.

- Mia Zett

Chris Solfe is the best teacher I had before "the incident" that ended my professional music career - she's a true master!

- Vincent Varrago

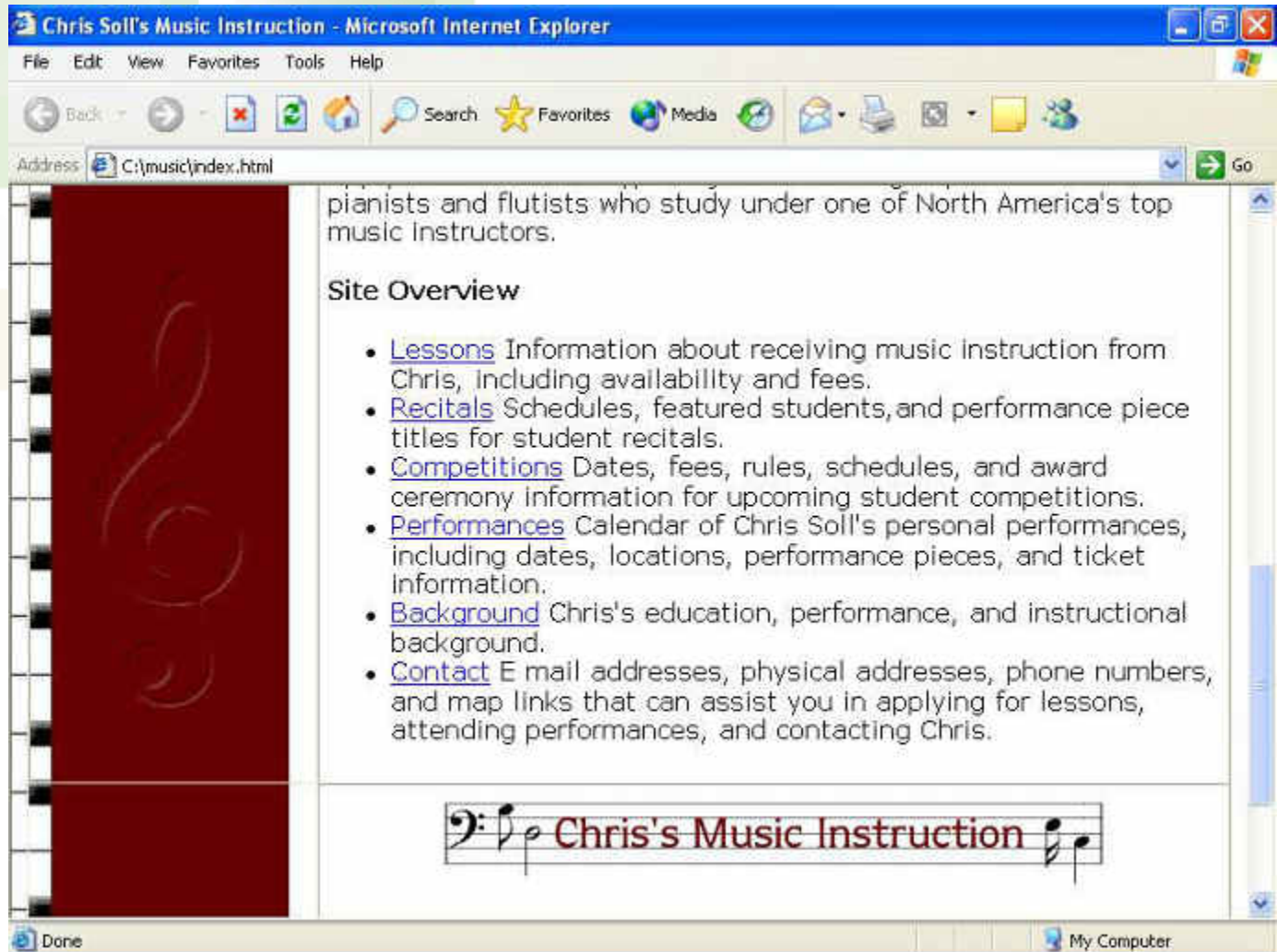
Chris's Music Instruction

1034 Seagard Alley, Mesa, AZ 85201
555 555-5555

[Home Page](#) | [Lessons](#) | [Recitals](#) | [Competitions](#) | [Performances](#) | [Background](#) | [Contact Us](#) | [Inclusion](#) | [Email Us!](#)

© 2002 Chris Solfe. All Rights Reserved.

Unnumbered List



The screenshot shows a Microsoft Internet Explorer browser window. The title bar reads "Chris Soll's Music Instruction - Microsoft Internet Explorer". The address bar shows "C:\music\index.html". The main content area features a dark red sidebar on the left with a white treble clef. The main text area contains the following content:

pianists and flutists who study under one of North America's top music instructors.

Site Overview

- [Lessons](#) Information about receiving music instruction from Chris, including availability and fees.
- [Recitals](#) Schedules, featured students, and performance piece titles for student recitals.
- [Competitions](#) Dates, fees, rules, schedules, and award ceremony information for upcoming student competitions.
- [Performances](#) Calendar of Chris Soll's personal performances, including dates, locations, performance pieces, and ticket information.
- [Background](#) Chris's education, performance, and instructional background.
- [Contact](#) E mail addresses, physical addresses, phone numbers, and map links that can assist you in applying for lessons, attending performances, and contacting Chris.

At the bottom of the page, there is a graphic of a bass clef on a staff with the text "Chris's Music Instruction" written across it.

List Code

```
index.html - Notepad
File Edit Format View Help

    <P><I>Chris soll is the best teacher I had before "the incident" that ended my
professional music career--she's a true master!</I></P>

    <P ALIGN="RIGHT"><I>- Vincent Vanngo</I></P>
</FONT>
</BLOCKQUOTE></BLOCKQUOTE>

    <P>Apply for lessons today, and join the elite group of world-class pianists and Flutists
who study under one of North America's top music instructors.</P>

    <P><B>site overview</B></P>

    <UL>
    <LI><A HREF="lessons.html">Lessons</A> Information about receiving music instruction from
Chris, including availability and fees. </LI>
    <LI><A HREF="recitals.html">Recitals</A> Schedules, featured students, and performance
piece titles for student recitals. </LI>
    <LI><A HREF="competitions.html">Competitions</A> Dates, fees, rules, schedules, and award
ceremony information for upcoming student competitions.</LI>
    <LI><A HREF="performances.html">Performances</A> Calendar of Chris soll's personal
performances, including dates, locations, performance pieces, and ticket information.</LI>
    <LI><A HREF="background.html">Background</A> Chris's education, performance, and
instructional background.</LI>
    <LI><A HREF="contact.html">Contact</A> E mail addresses, physical addresses, phone
numbers, and map links that can assist you in applying for lessons, attending performances, and
contacting Chris.</LI>
    </UL>
</FONT>

</TD>
</TR>
<TR>
    <TD VALIGN="top">

    </TD>

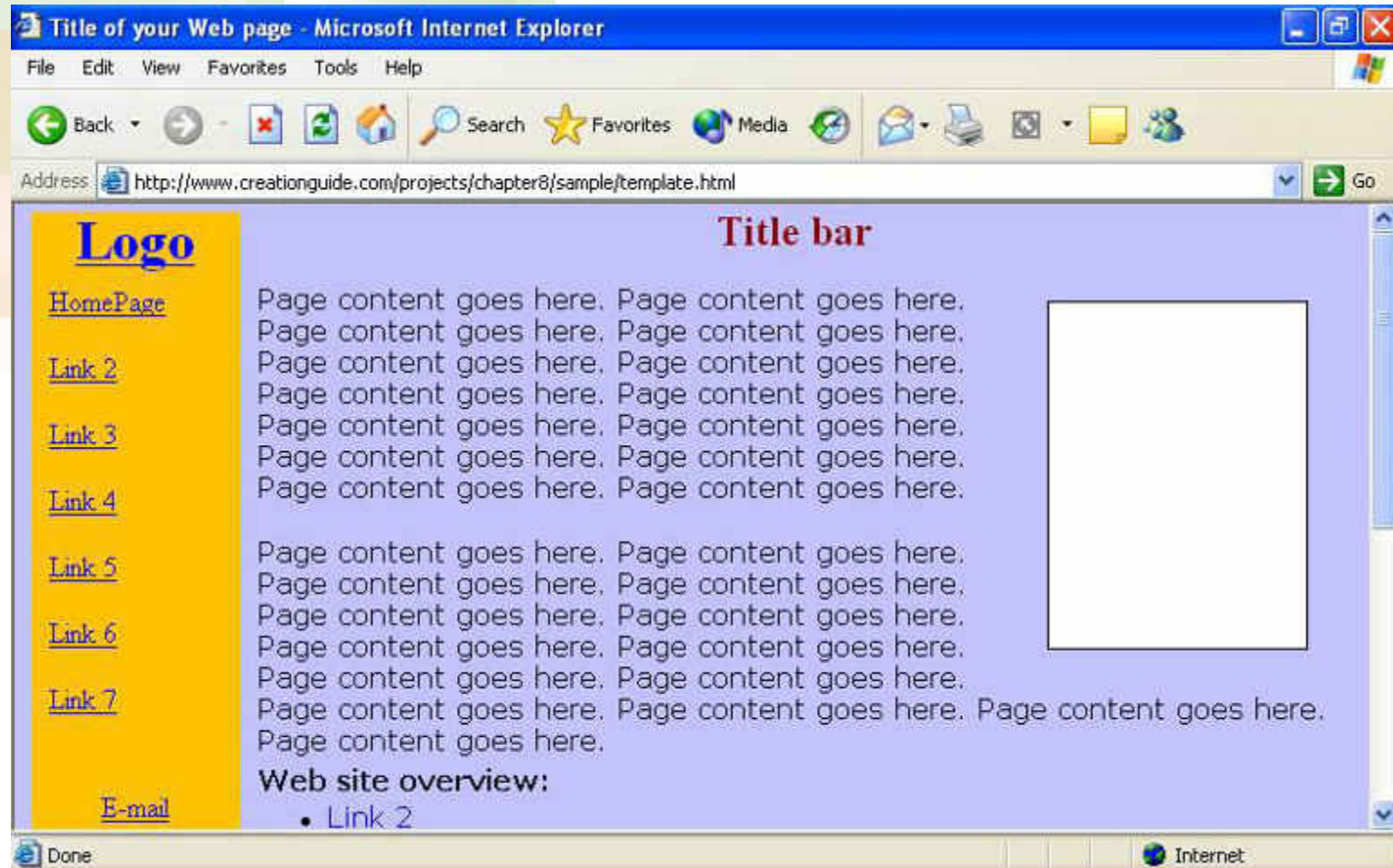
    <TD VALIGN="top">
    <P ALIGN="CENTER"><IMG SRC="images/footer.gif" ALT="Chris soll's Music Instruction"
WIDTH="415" HEIGHT="62" BORDER="0" ALIGN="middle"></P>

    <P ALIGN="CENTER">1234 Songbird Alley, Mesa, AZ 85201<BR> 555 555-5555</P>
```

Color Page



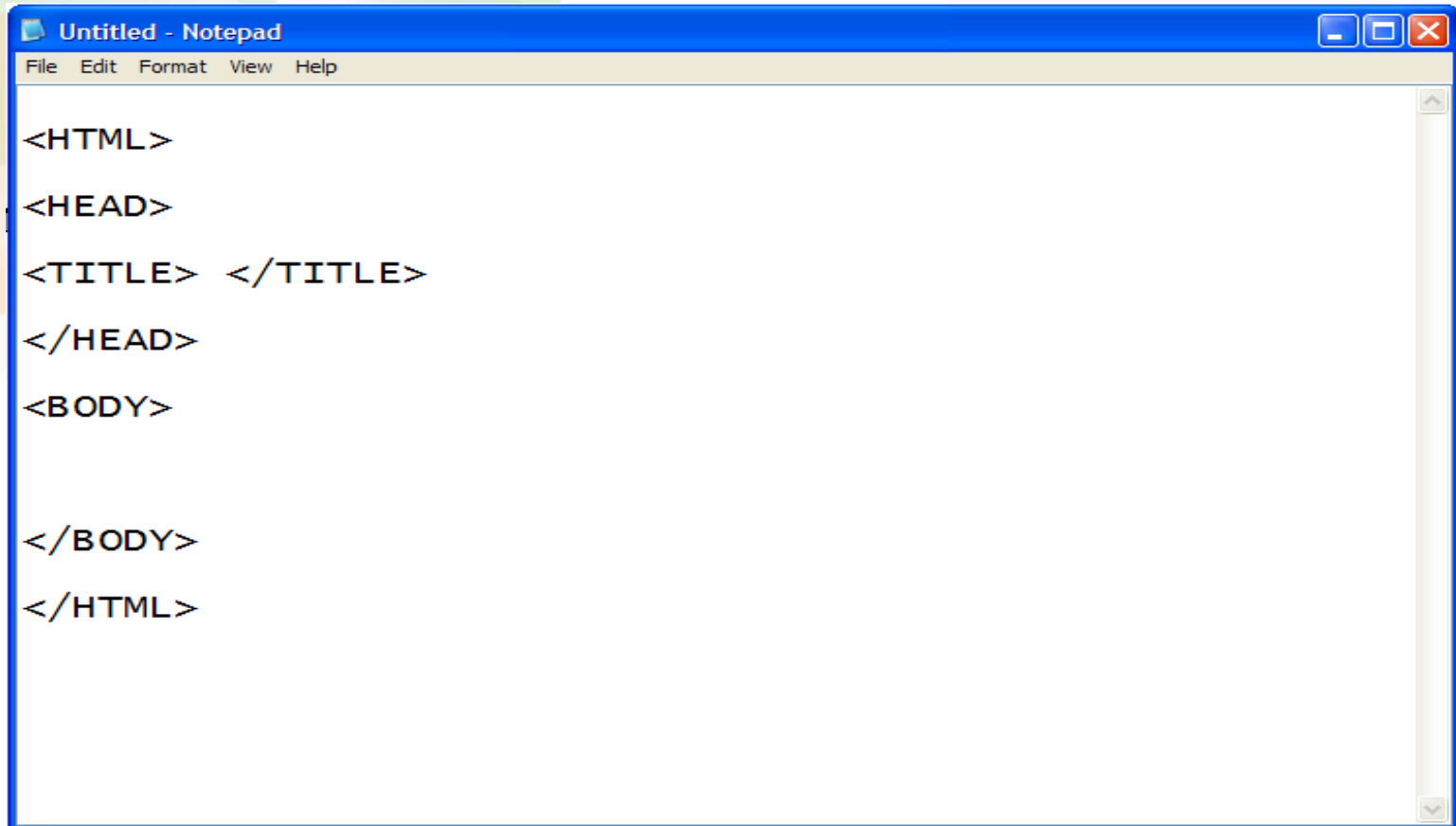
Template



Next Step

Creating Web Sites with FrontPage

Exercise 1



```
Untitled - Notepad
File Edit Format View Help

<HTML>
<HEAD>
<TITLE> </TITLE>
</HEAD>
<BODY>

</BODY>
</HTML>
```

Exercise 2

The screenshot shows a Microsoft Internet Explorer browser window displaying the 'Performances' page of Chris Soll's Music Instruction website. The browser's address bar shows 'c:\music\performances.html'. The website features a dark red vertical navigation menu on the left with a piano keyboard graphic, containing links for Home, Lessons, Recitals, Competitions, Performances (highlighted), Background, and Contact. Below the menu is a 'send us a note' button with a musical note icon. The main content area has a header with a treble clef and the word 'Performances' on a musical staff. Below this, the text reads 'Chris is touring Italy this year!' followed by 'Join her for a night of beautiful music' and a blue link for 'Upcoming Dates'. At the bottom, there is a bass clef and the text 'Chris's Music Instruction' on a musical staff. The footer includes the address '1234 Songbird Alley, Mesa, AZ 85201', the phone number '555 555 5555', a navigation bar with links to Home Page, Lessons, Recitals, Competitions, Performances, Background, Contact Information, and E-mail Chris, and the copyright notice '© 2002 Chris Soll. All Rights Reserved'.

Exercise 3

```
lists.html - Notepad
File Edit Format View Help
<HTML>
<HEAD>
<TITLE>Lists</TITLE>
</HEAD>
<BODY>

<OL>
<LI>Open the door.</LI>
<LI>Step through.</LI>
<LI>Close the door.</LI>
</OL>

<UL>
<LI>water</LI>
<LI>Air</LI>
<LI>Land</LI>
</UL>

</BODY>
</HTML>
```

